





RoHS Compliant

BIWIN / Sab®

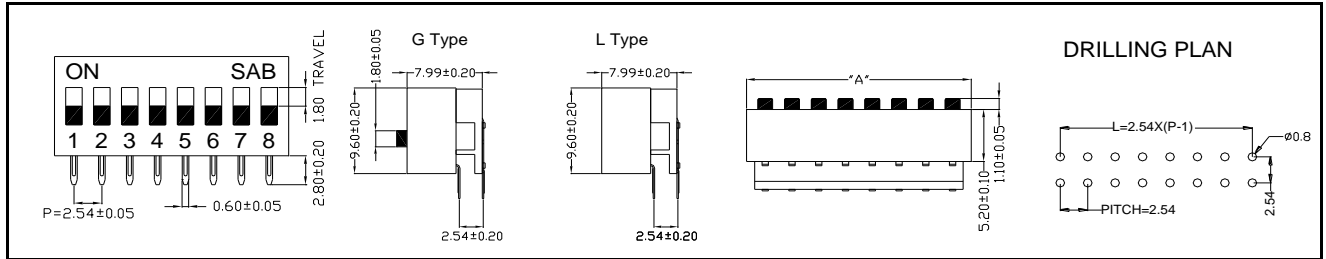
BA/ BA2F Series—Right Angle DIP Switch

Features

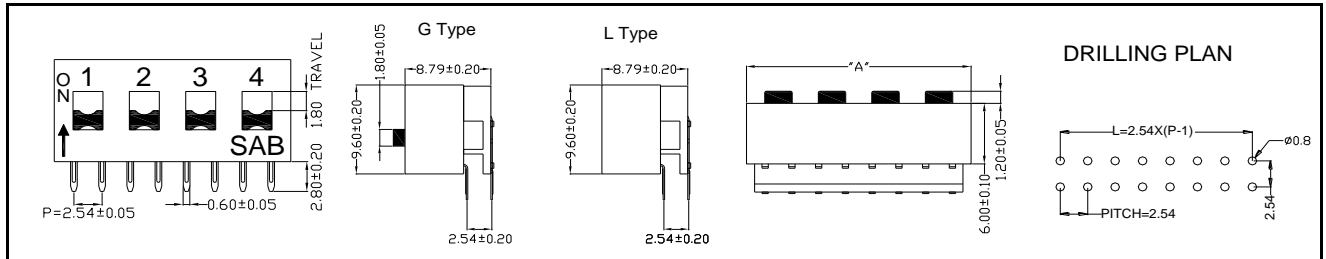
- ◆ Unique Back Support design provides easiness for PCB manual assembly and high resistance to actuation shock
- ◆ Gold-plated contact points & double movable contacts to ensure reliability and longer life expectancy
- ◆ Unique twin suspended springs offer high resistance to physical shock & vibration
- ◆ Clear ON/OFF actuation clicks



BA



BA2F



Specifications

- ◆ Contact Rating
 - Switching 25mA, 24VDC
 - Non-Switching 100mA, 50VDC
- ◆ Contact Resistance
 - Initial 50mΩ Max.
 - After Life Test 100mΩ Max.
- ◆ Insulation Resistance 100MΩ min at 500VDC
- ◆ Dielectric Strength 500VAC/ 1 minute
- ◆ Operating Force..... 1,000g Max
- ◆ Mechanical Life..... 5,000 cycles
- ◆ Electrical Life..... 2,000 cycles

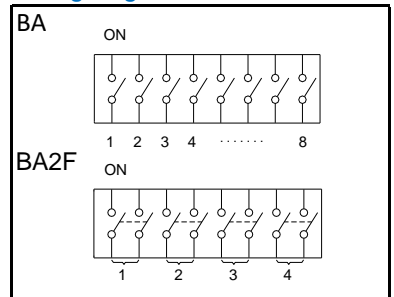
Materials

- ◆ **Cover:** Thermoplastic UL 94-HB or V-0, Blue/Red/Black
- ◆ **Base:** Thermoplastic UL 94-HB or V-0, Black
- ◆ **Support:** Thermoplastic UL 94-HB, Black
- ◆ **Actuator:** Thermoplastic UL 94-HB, White
- ◆ **Contact:** Copper Alloy, Gold-plated
- ◆ **Terminal:** Copper Alloy, Pure-Tin-plated
- ◆ **Tape Sealed:** Polyester Film

Packaging Information

- ◆ BA and BA2F are shipped in Tube
- ◆ Actuators are all in "OFF" position

Wiring Diagram



Soldering Information

- ◆ Hand Soldering
 - Soldering Iron 30W(or under) at 350°C for 3 sec. Max.
- ◆ Wave Soldering
 - 260±5°C for 10 sec. max.
- ◆ Keep all actuators in "OFF" position during soldering and cleaning processes

Package

P/N	No. of Pole	Dim. A	Quantity per Tube
BA02	2	6.08mm	85
BA03	3	8.62mm	61
BA04	4	11.16mm	47
BA05	5	13.70mm	38
BA06	6	16.24mm	32
BA07	7	18.78mm	28
BA08	8	21.32mm	24
BA09	9	23.86mm	22
BA10	10	26.40mm	20
BA12	12	31.48mm	16
BA2F01	1	6.08mm	85
BA2F02	2	11.16mm	47
BA2F03	3	16.24mm	32
BA2F04	4	21.32mm	24
BA2F05	5	26.40mm	20
BA2F06	6	31.48mm	16

Order Information

