




**Features**

- ◆ Washable, meeting IP67
- ◆ Gold-plated contacts
- ◆ Surface Mount, Thru-Hole and Right Angle Available
- ◆ Flush or Extended rotor
- ◆ Knobs available



**Standard Specifications**

Operating Temperature	: -40°C ~ +85°C
Storage Temperature	: -25°C ~ +70°C
Sealing	: Washable with "O" ring
Machnical Life	: 20,000 Steps

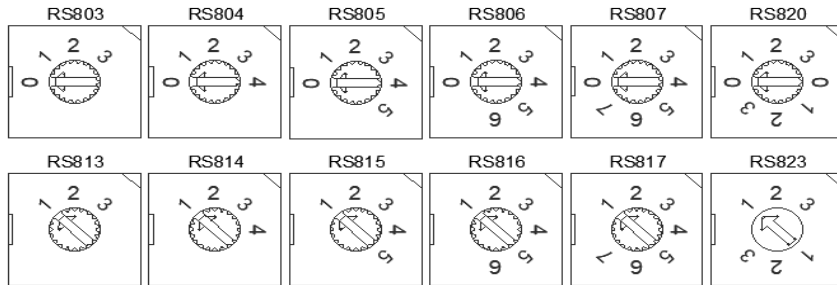
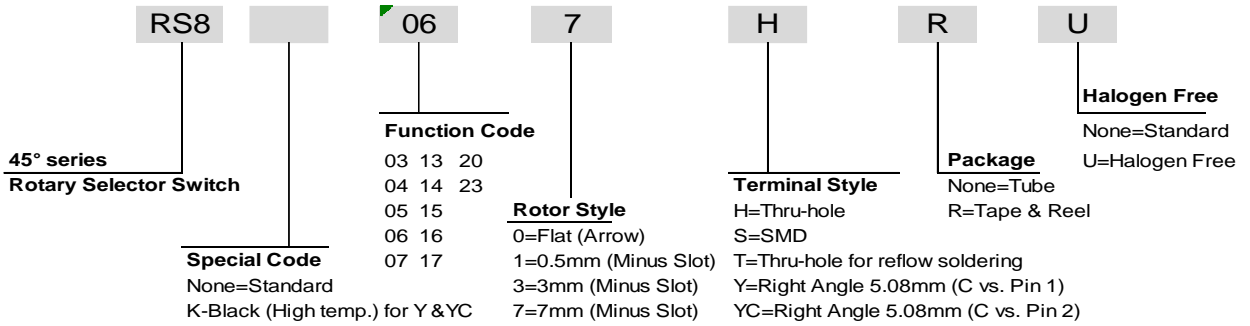
**Electronical Characteristics**

Contact Rating:	
Non-switching	: DC 50 V 100mA
Switching	: DC 5 V 100mA
Minimum	: DC 20mV 1μA
Contact Timing	: Non-shorting
Contact Resistance (Initial/ After Life)	: 60mΩ/ 100mΩ
Insulation Resistance	: 100MΩ (DC 100V) Max.
Dielectric Strength	: 300VAC/ 1 minute

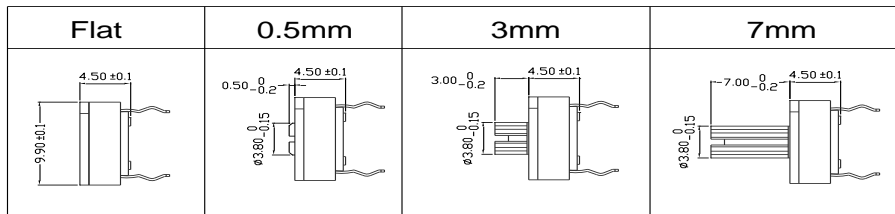
**Soldering Information**

Wave Soldering	: 270±5°C for 5 sec. Max.
Reflow Soldering	: Peak 245°C Max. The time above 240°C must be 30 sec. Max.
Hand Soldering	: 270°C 5 sec. Max.

**Order Information**

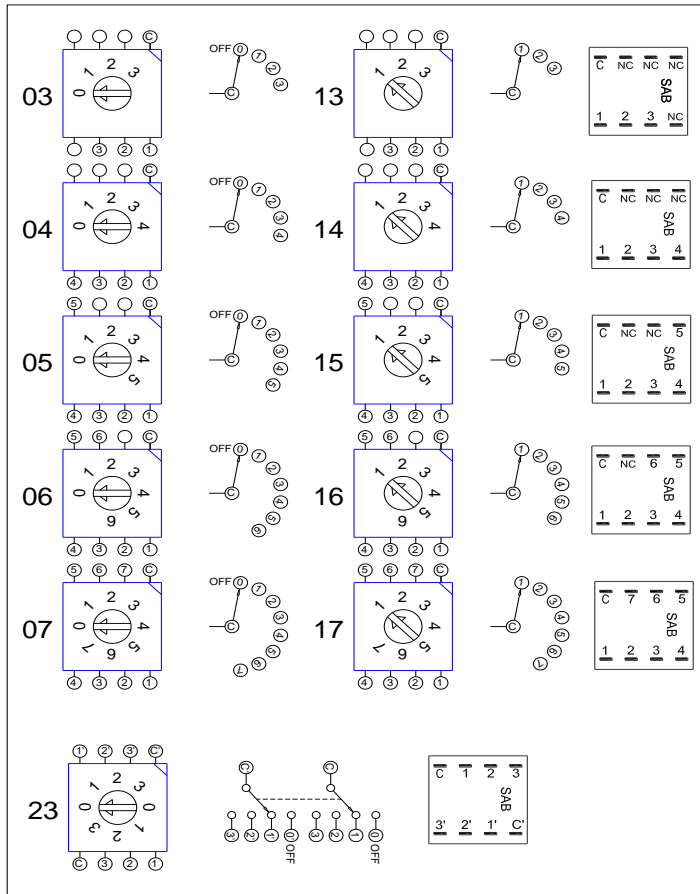


**Rotor Style**





**Schematic & Terminal Connection**



\* NC= Dummy terminal

**Package**

P/N	Function Code	Q'ty per Tube
RS8_H	03,04,05,06,07	50
RS8_H	13,14,15,16,17	50
RS8_H	23	50
RS8_S	03,04,05,06,07	50
RS8_S	13,14,15,16,17	50
RS8_S	23	50
RS8_Y	03,04,05,06,07	45
RS8_Y	13,14,15,16,17	45
RS8_Y	23	45
P/N	Function Code	Q'ty per Reel
RS8_0/1S-R	03,04,05,06,07	600
RS8_0/1S-R	13,14,15,16,17	600
RS8_0/1S-R	23	600
RS8_3S-R	03,04,05,06,07	350
RS8_3S-R	13,14,15,16,17	350
RS8_3S-R	23	350
RS8_7S-R	03,04,05,06,07	200
RS8_7S-R	13,14,15,16,17	200
RS8_7S-R	23	200

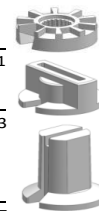
**Dummy Terminals**

3 positions	④⑤⑥⑦
4 positions	⑤⑥⑦
5 positions	⑥⑦
6 positions	⑦
7 positions	--

**Knob Order Information**

KR1

**KR1**  
for Rotor 1  
**KR2**  
for Rotor 3  
**KR3**  
for Rotor 7



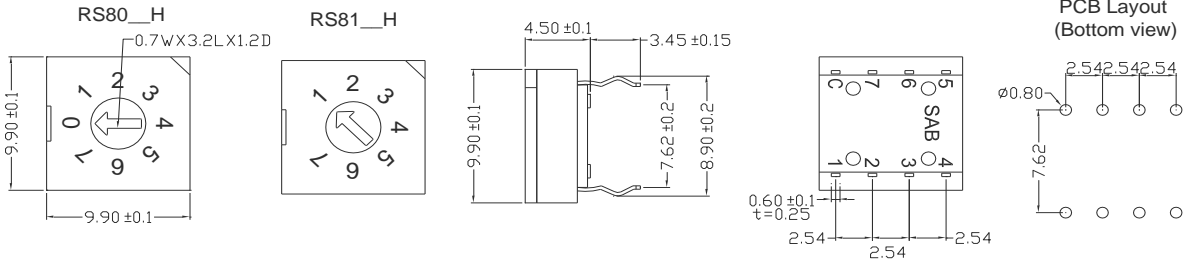
08

**Knob Color**

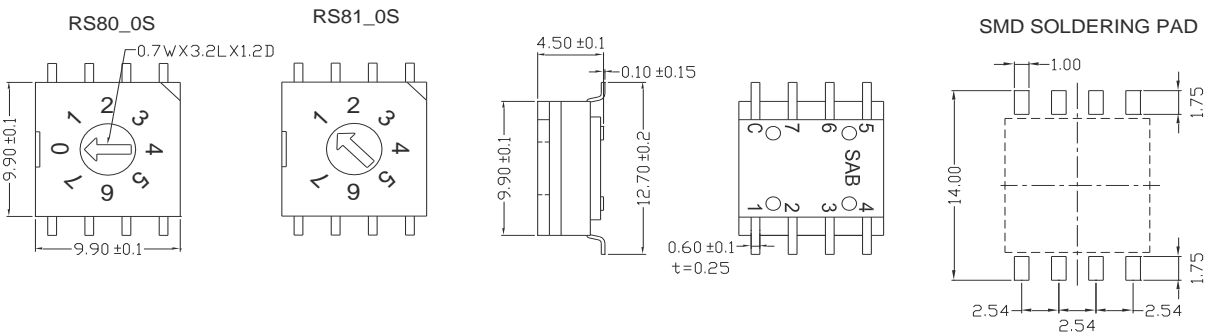
- 00: Blue
- 02: Green
- 03: Light Gray
- 04: Yellow
- 05: Dark Grey
- 06: White
- 08: Red
- 09: Black

**Outline Dimensions**

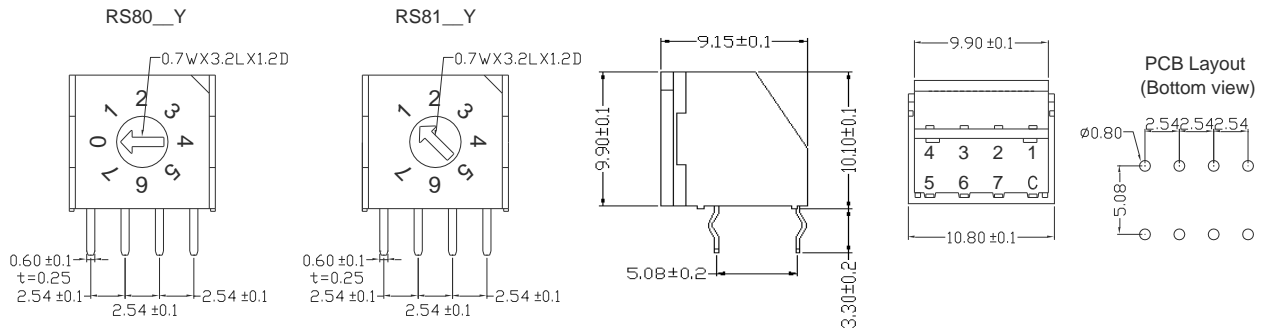
**Thru-Hole**



**SMD**



**Right Angle 5.08mm (C vs Pin 1)**



**Right Angle 5.08mm (C vs Pin 2)**

